



Relate

Module overview

MODULE STRUCTURE

The content is this and every module is structured as follows:

1.

AN INTERACTIVE STORY

2.

LEARNING ACTIVITIES THAT
CAN BE REPEATED AS
MUCH AS YOU LIKE!

3.

PARENT PACK

You can find all of these resources on the portal. We know it is tempting but please read this guide all the way through before diving in!


MODULE SUMMARY

Relate is focussed on teaching children the following:

How to develop good listening skills

The importance of listening to others

What we can learn when we listen to others




1.
AN INTERACTIVE STORY

Each module starts with an interactive story designed to introduce the children to the characters and ideas in the module.

The story is about 5 minutes long and you can watch it with the children as many times as you like.

Ideally, you will follow the story with a carpet time session during which you bring the story to life with real examples from the day.

The activities that come in the next section all link to what they have learnt via the story.



2

LEARNING ACTIVITIES THAT
CAN BE REPEATED AS
MUCH AS YOU LIKE!

After the children have experienced the story we provide you with 3 key activities to reinforce and bring to life what they have learnt. You can practice these activities over and over again.

We know that you will also think of many more ways to bring the characters and learning points alive through work and play during the day. A detailed guide to each activity is provided in the course content, a brief summary is provided here:

1. DEVELOPING GOOD LISTENING SKILLS

Through role play and story telling children learn key listening skills

Children practice really good listening skills.

2. TAKING TIME TO LISTEN

3. LISTENING MOMENTS

Teachers share examples of good listening at the end of each day.



We passionately believe that when learning is reinforced in the home, children develop much more sustainable habits. That is why we provide you with a parent pack for each module.

This parent pack allows you to share a summary of what the child has learnt along with some activities for them to continue at home.

The parent pack for this module includes:

1. Summary of module sheet
2. Poster of Relate with importance of listening sheet
3. Summary of the Relate story for at home use
4. Habits at home - checklist poster for the child and parent to look at together and check off each day - have I really taken time to listen today?

We advise you to print these off for parents and provide them at the start of each module.

A LITTLE SOMETHING FOR YOU

We know what a wonderful, dedicated bunch of people you teachers are and so, we like to make sure you are being looked after too!

Since you'll be becoming rather expert at all things myHappymind, why not adopt some of the habits for yourself?


We've created a planner for you to print out and take home, or maybe even put in the staff room - will you adopt the habits you are teaching these young minds?

How often do you really stop and take the time to listen to loved ones and friends? Do you really stop, distraction free and listen to what someone is saying. Try and do this at least once a day, no distractions and see what you notice!

"Most people do not listen with the intent to understand, they listen with the intent to reply"

MY LISTENING CHALLENGE

HAVE YOU CHOSEN SOMEONE TO LISTEN TO TODAY?



WHAT DID YOU HEAR? WHAT WAS DIFFERENT?

A large, empty rectangular area with a light pink background, intended for users to write their responses to the question "WHAT DID YOU HEAR? WHAT WAS DIFFERENT?".

HOW WILL YOU USE WHAT YOU HAVE LEARNT?

A large, empty rectangular area with a light pink background, intended for users to write their responses to the question "HOW WILL YOU USE WHAT YOU HAVE LEARNT?".