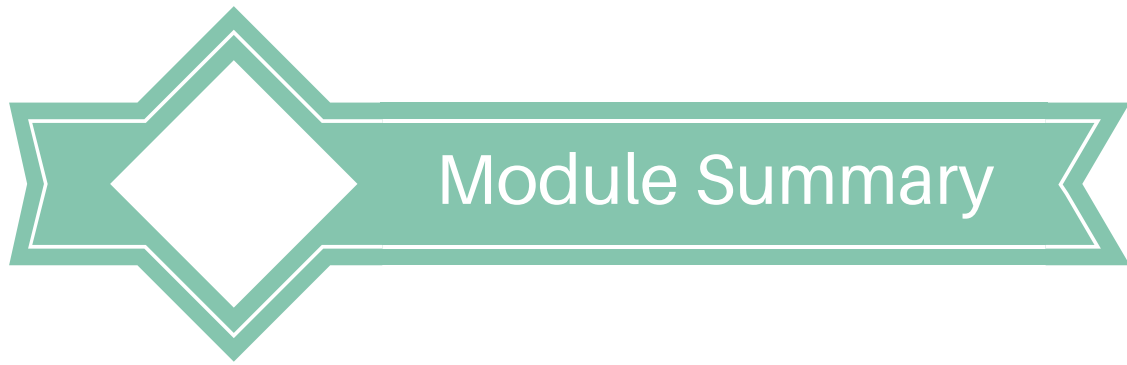




# Celebrate

*Parent Pack*



# Module Summary

**During this module your children learn all about the importance of character strengths.**

Key learning points include:

We all have character strengths and we use them in different situations, we can also call these our super hero strengths


What the different character strengths are and what they mean

How children can use their strengths to be their best selves

How to practice using these different strengths

# Character Strengths

The children learn about the following strengths in school, it is great if you can familiarise yourself with these and introduce the language at home and in your own strengths spotting (see habits at home!)




# Celebrate story

We encourage you to go over this story with your child and ask them what they remember from school, these prompts will help you.




Once upon a time there was a little boy called Charlie, he lived in the countryside with and his house was surrounded by fields ...



One day, he spotted a rainbow in one of the fields and decided to go and find the pot of gold at the end of it...

# Celebrate story



He was so excited about finding the pot of gold that he got lost! He met some friends along the way and they said they'd help him to get home!



Eventually, by working as a team and using their strengths, they found their way back home!

# Habits at home

The children will soon get used to looking out for the character strengths that they have used each day. Using the poster in this pack, we encourage you to start to use this language and approach at home. At the end of each day, try asking them which strengths they have used today and how.

**Top tips:** Talk about which strengths you have used and when you see them using a strength, tell them!

Did we talk about strengths today?

How did we use our strengths and how did they help us?