



Celebrate

Module overview


MODULE SUMMARY

Celebrate is focussed on teaching children the following:

We all have things about us that are special called character strengths.

Our strengths help us to be our best!

We feel great when we use our strengths.



MODULE STRUCTURE

The content is this and every module is structured as follows:

1.

AN INTERACTIVE STORY

2.

LEARNING ACTIVITIES THAT
CAN BE REPEATED AS
MUCH AS YOU LIKE!

3.

PARENT PACK

You can find all of these resources in the learning portal. We know it is tempting but please read this guide all the way through before diving in!




1.
AN INTERACTIVE STORY

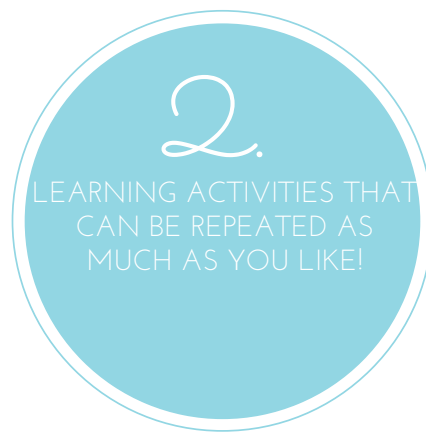
Each module starts with an interactive story designed to introduce the children to the characters and ideas in the module.

The story is about 5 minutes long and you can watch it with the children as many times as you like.

Ideally, you will follow the story with a carpet time session during which you bring the story to life with real examples from the day.

The activities that come in the next section all link to what they have learnt via the story.





2.
LEARNING ACTIVITIES THAT
CAN BE REPEATED AS
MUCH AS YOU LIKE!

After the children have experienced the story we provide you with 3 key activities to reinforce and bring to life what they have learnt. You can practice these over and over again.

We know that you will also think of many more way to bring the characters and learning points alive through work and play during the day. A detailed guide to each activity is provided in the lesson guide, a brief summary is provided here:



1. Understanding Character Strengths

Through role play and story telling children learn to identify the different character strengths



2. Recognising Character Strengths

Reflecting on character strengths at the end of the day



3. Practising Character Strengths

Picking a character strength and focussing on it for the day.



We passionately believe that when learning is reinforced in the home, children develop much more sustainable habits. That is why we provide you with a parent pack for each module.

This parent pack allows you to share a summary of what the child has learnt along with some activities for them to try at home.

The parent pack for this module includes:

1. Summary of module sheet
2. Poster of Celebrate with the strengths for them to display at home
3. Summary of the Celebrate story for at home use
4. Habits at Home - checklist poster for the child and parent to look at together and check off each day - which strengths have you used today?

We advise you to print these off for parents and provide them at the end of each module.

A LITTLE SOMETHING FOR YOU

We know what a wonderful, dedicated bunch of people you teachers are and so, we like to make sure you are being looked after too!

Since you'll be becoming rather expert at all things myHappyMind, why not adopt some of the habits for yourself?

We've created a planner for you to print out and take home, or maybe even put in the staff room - will you adopt the habits you are teaching these young minds?

We hope so!

"Children learn more from who you are than what you teach."

MY WEEKLY PLANNER

DATE:

I HAVE REFLECTED ON MY CHARACTER STRENGTHS
TODAY

WHAT DID I LEARN, CAPTURE YOUR REFLECTIONS HERE